

Hygienic reprocessing

HEINE Charger 30




General warning and safety information:



WARNING! This symbol indicates potential hazardous situations. Ignoring the corresponding instructions may lead to dangerous situations of mild to moderate extent.



NOTE! This symbol indicates valuable advice. Notes are important, but not related to hazardous situations.

	<p>Instructions on hygienic reprocessing must be adhered to, based on national standards, laws and guidelines.</p> <p>The described reprocessing measures do not replace the specific rules applicable for your institution/ department.</p>
	<p>In the event of suspected contamination, carry out hygienic reprocessing of the instrument.</p> <p>HEINE Optotechnik GmbH & Co. KG only approves the agents and procedures listed in this instruction.</p> <p>Hygienic reprocessing is to be carried out by persons with adequate hygienic expertise.</p> <p>Please consider the instructions of the manufacturer for the applied reprocessing media.</p> <p>Avoid liquid entry into the device.</p> <p>Before reprocessing, disconnect the device from the power source.</p> <p>The plug-in power supply must not be reprocessed.</p> <p>The described reprocessing procedures are represented alongside the corresponding material compatibilities. Reprocessing must be carried out in accordance with an approved processing procedure. HEINE Optotechnik GmbH & Co. KG cannot guarantee the disinfection of these procedures. This has to be validated by the user e. g. hospital or the manufacturers of the reprocessing equipment.</p>
	<p>Place only reprocessed devices into the charger.</p> <p>Before using it again, ensure that the device is completely dry after reprocessing.</p>
<p>Limitations on reprocessing</p>	<p>Periodically check the integrity of the device.</p>



Wipe disinfection

1. Manual cleaning and disinfection

Pay attention that all contaminated surfaces are completely moistened for the complete exposure time specified by the disinfectant manufacturer. If necessary, increase the number of wiping procedures and/or the number of wipes.

Equipment

- Disinfectant:
alcoholic (e. g. Incides N or mikrozyd universal wipes),
or
alcoholic + quarternary ammonium compounds (e. g. Super Sani-Cloth)
- If you use other than the recommended reprocessing agents, make sure that they do not foam.

Implementation

- Clean and disinfect the contaminated surfaces manually by wiping.
- Pay particular attention to difficult to access areas.
- For removing the disinfectant and drying afterwards, follow the instructions provided by the disinfectant manufacturer.

2. Inspection and function testing

- Check the correct operation of the device before use! Do not use the device if there are visible signs of damage.

